

SPECIAL RELEASE

RETAIL PRICE OF LIVESTOCK AND POULTRY PRODUCTS IN CAMARINES SUR, FOURTH QUARTER 2018

Date of Release: February 18, 2019

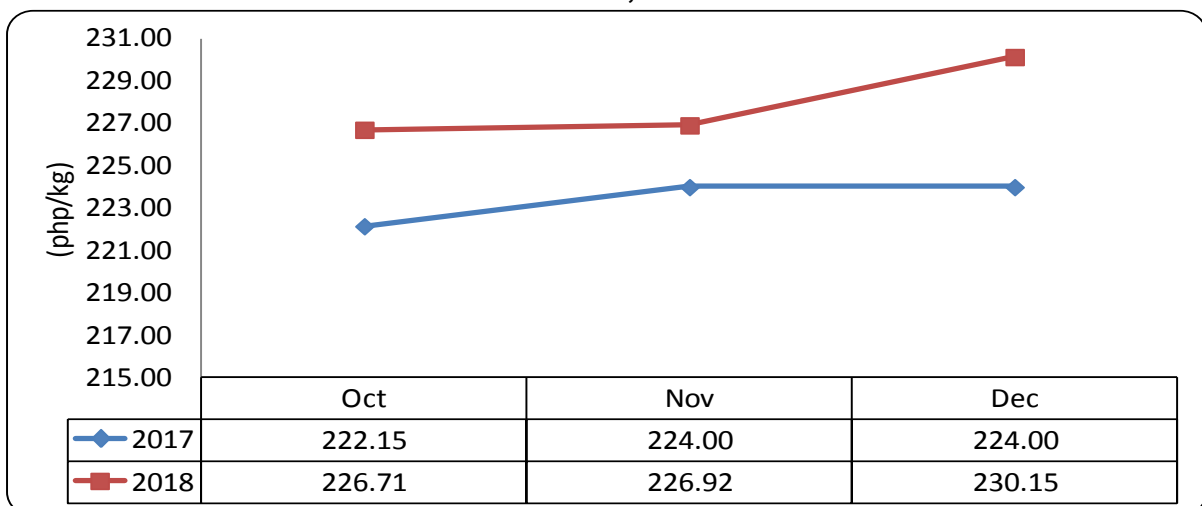
Reference No. 2019 – 005



Monthly average retail price of pork lean meat is more expensive in the fourth quarter of 2018

The monthly average retail price of pork lean meat was more expensive in the fourth quarter of 2018. The monthly average retail price of pork lean meat was posted at P226.71/kg in October 2018, 2.05 percent higher than the average retail price in October 2017. Similarly, the average retail price of pork lean meat increased in November and December 2018 posted at P226.92/kg and P230.15/kg, respectively.

Figure 1. Monthly Average Retail Price of Pork Lean Meat, Camarines Sur: October-December, 2017 and 2018



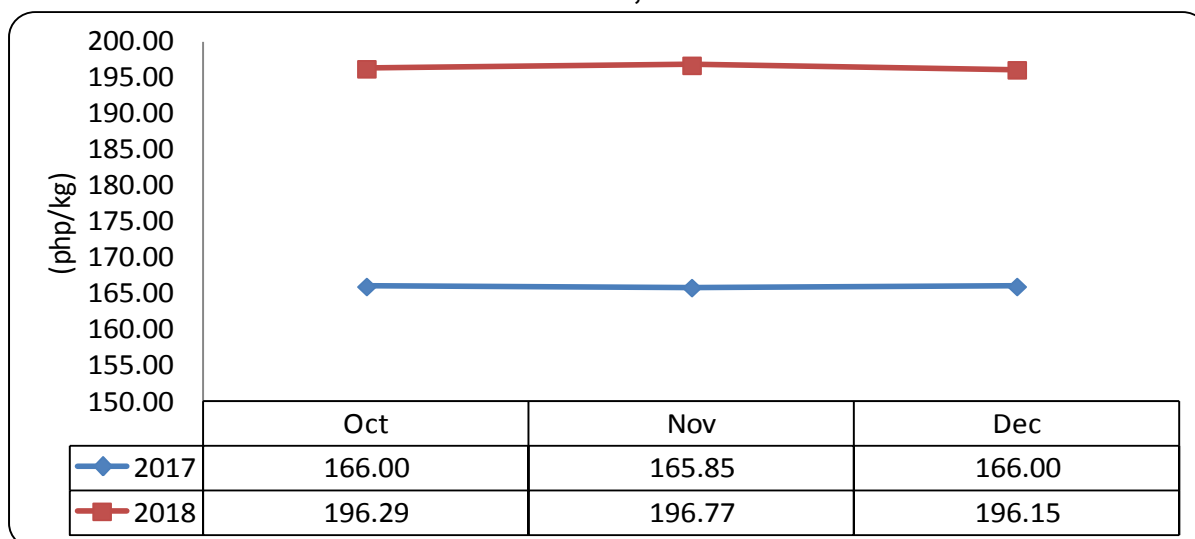
Source: Philippine Statistics Authority, *Retail Prices Survey*

The **Retail Price Survey (RPS)** intends to collect retail prices and other relevant marketing information at various frequencies at pre-selected major trading centers all over the country. **Retail selling price** is the price at which the retailers sell their goods or commodities to consumers in the market. Prices were collected every Monday, Wednesday, and Friday at Naga City People's Mall.

The monthly average retail price of pork meat with bones is much higher in the fourth quarter of 2018

The monthly average retail price of pork meat with bones was higher in the fourth quarter of 2018 than in the same quarter of 2017. The price was registered at P196.29/kg in October 2018, P196.77 in November 2018, and 196.15/kg in December 2018.

Figure 2. Monthly Average Retail Price of Pork Meat with Bones, Camarines Sur: October- December, 2017 and 2018

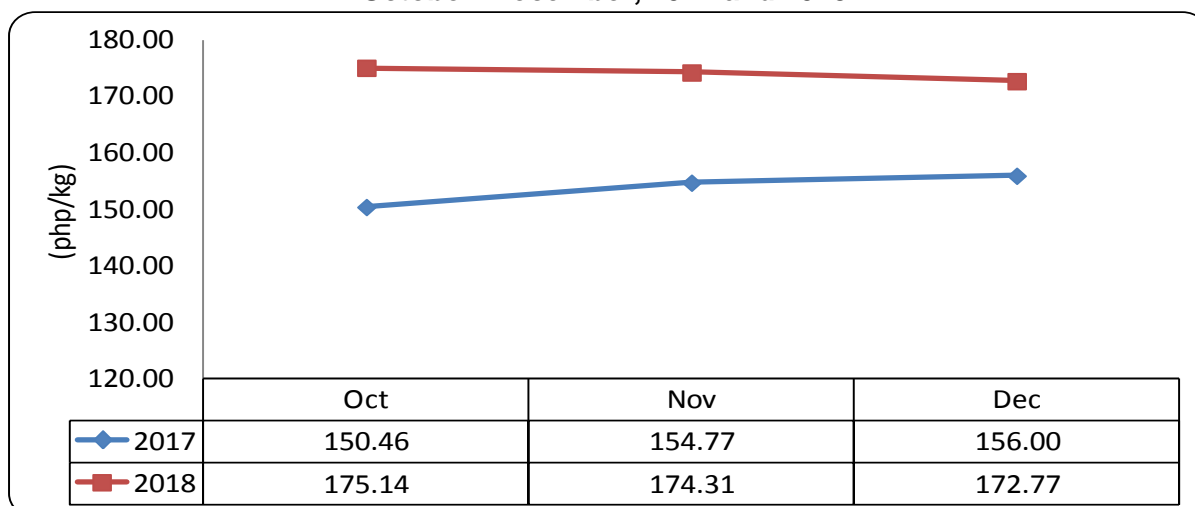


Source: Philippine Statistics Authority, *Retail Prices Survey*

Monthly average retail price of pork *pata* fore increases in the fourth quarter of 2018

The monthly average retail price of pork *pata* fore was higher in the fourth quarter of 2018. The average retail price was posted at P175.14/kg in October 2018, 16.40 percent higher than in October 2017. In November 2018, the average retail price was posted at P174.31/kg, 12.63 percent higher than the average retail price in November 2017. The monthly average retail price also increased to P172.77/kg in December 2018, 10.75 percent higher than the price in December 2017.

Figure 3. Monthly Average Retail Price of Pork *Pata* Fore, Camarines Sur: October- December, 2017 and 2018

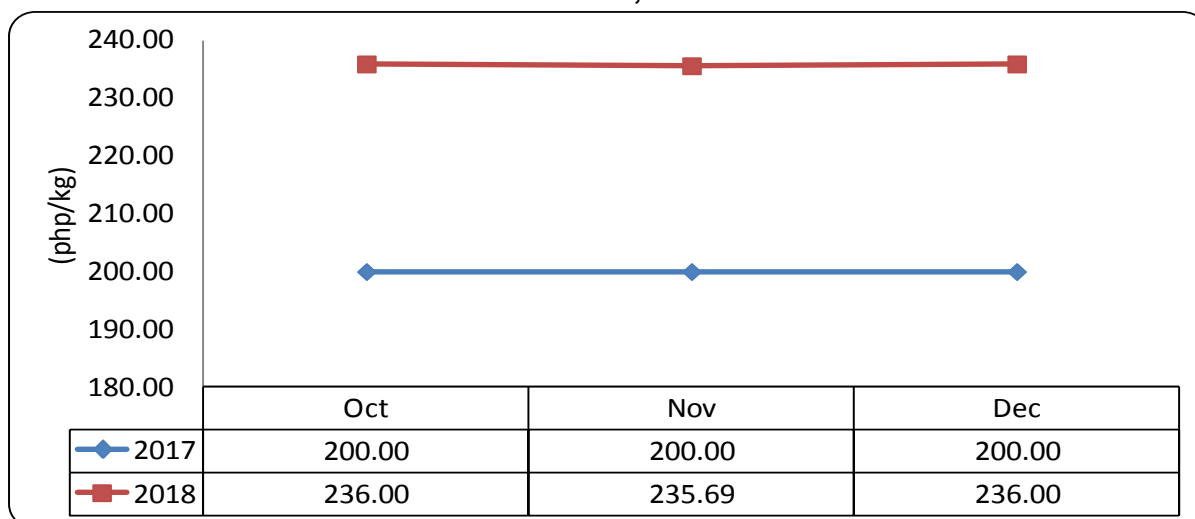


Source: Philippine Statistics Authority, *Retail Prices Survey*

Higher monthly average retail price of pork belly (*liempo*) in the fourth quarter of 2018

The monthly average retail price of pork belly (*liempo*) was higher during the fourth quarter of 2018 than during the same period in 2017. The retail price was posted at P236.00/kg in October 2018, P235.69/kg in November 2018, and P236.00/kg in December 2018.

Figure 4. Monthly Average Retail Price of Pork Belly (*Liempo*), Camarines Sur: October- December, 2017 and 2018

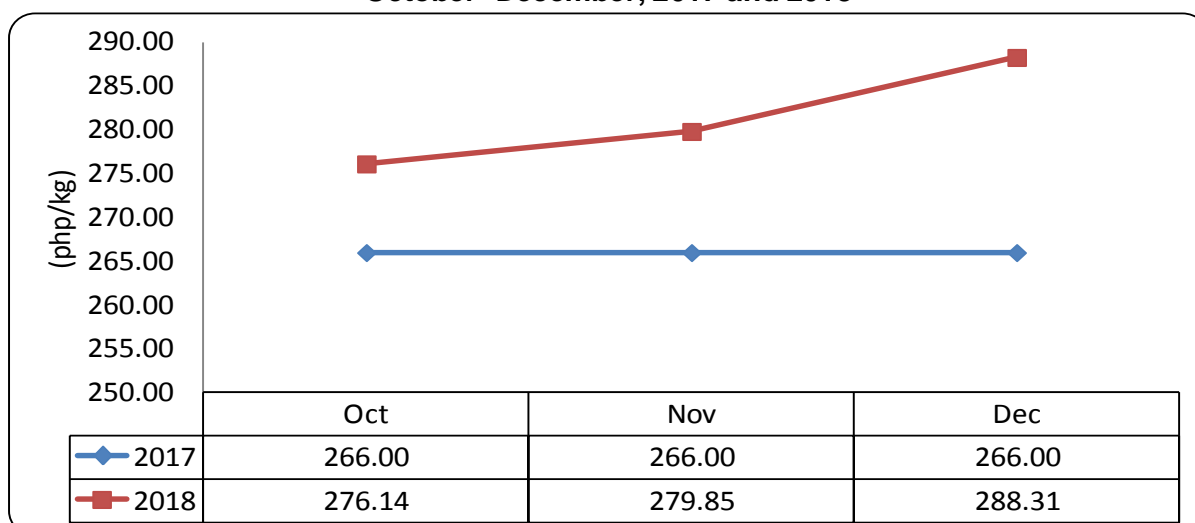


Source: Philippine Statistics Authority, *Retail Prices Survey*

Monthly average retail price of beef lean meat increases in the fourth quarter of 2018

The monthly average retail price of beef lean meat increased in October to December 2018 than in the same months of 2017. The retail price of beef lean meat was posted at P276.14/kg in October 2018. Meanwhile, the average retail price of P279.85/kg and P288.31/kg was posted in November 2018 and December 2018, respectively.

Figure 5. Monthly Average Retail Price of Beef Lean Meat, Camarines Sur: October- December, 2017 and 2018

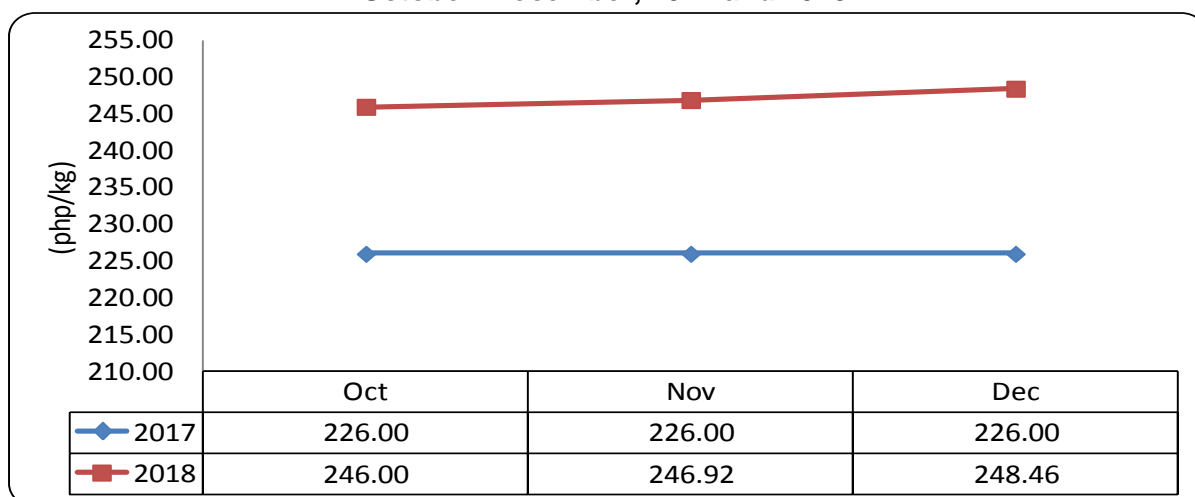


Source: Philippine Statistics Authority, *Retail Prices Survey*

More expensive beef meat with bones in the fourth quarter of 2018

The monthly average retail price of beef meat with bones was more expensive in the fourth quarter of 2018. The average retail price of beef meat with bones was registered at P246.00/kg in October 2018, higher by 8.85 percent than in the same month in 2017. Meanwhile, the average retail price of beef meat with bones was noted at P246.92/kg, higher by 9.26 percent than in November 2017. In December 2018, the price was posted at P248.46/kg, higher by 9.94 percent than in December 2017.

Figure 6. Monthly Average Retail Price of Beef Meat with Bones, Camarines Sur: October- December, 2017 and 2018

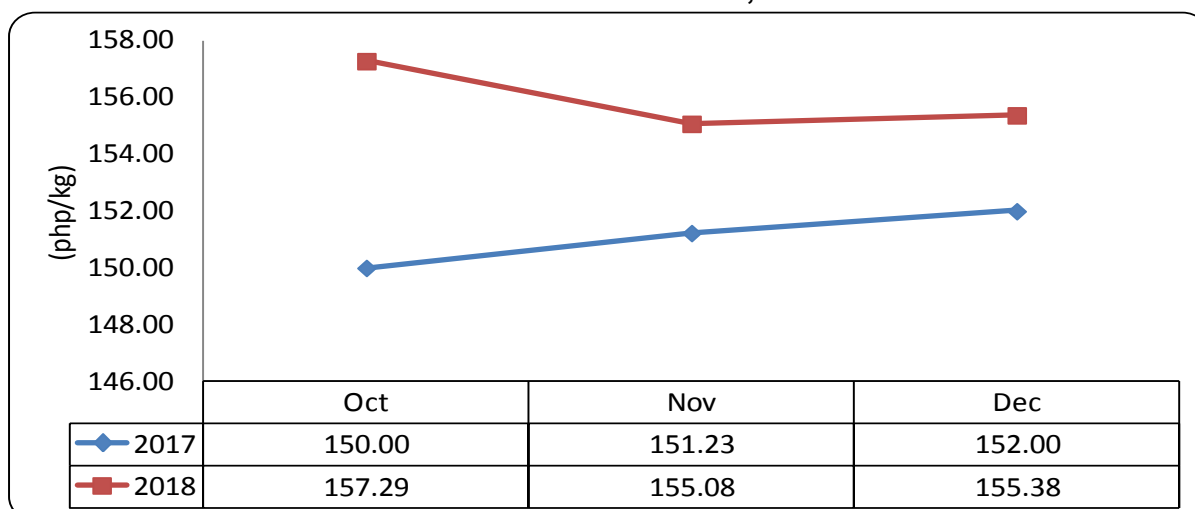


Source: Philippine Statistics Authority, *Retail Prices Survey*

Higher monthly average retail price of chicken broiler (fully dressed) in the fourth quarter of 2018

The monthly average retail price of chicken broiler (fully dressed) was higher in October to December 2018 than in October to December 2017. The retail price of chicken broiler (fully dressed) was posted at P157.29/kg in October 2018, 155.08/kg in November 2018, and P155.38/kg in December 2018.

Figure 7. Monthly Average Retail Price of Chicken Broiler (Fully Dressed), Camarines Sur: October- December, 2017 and 2018

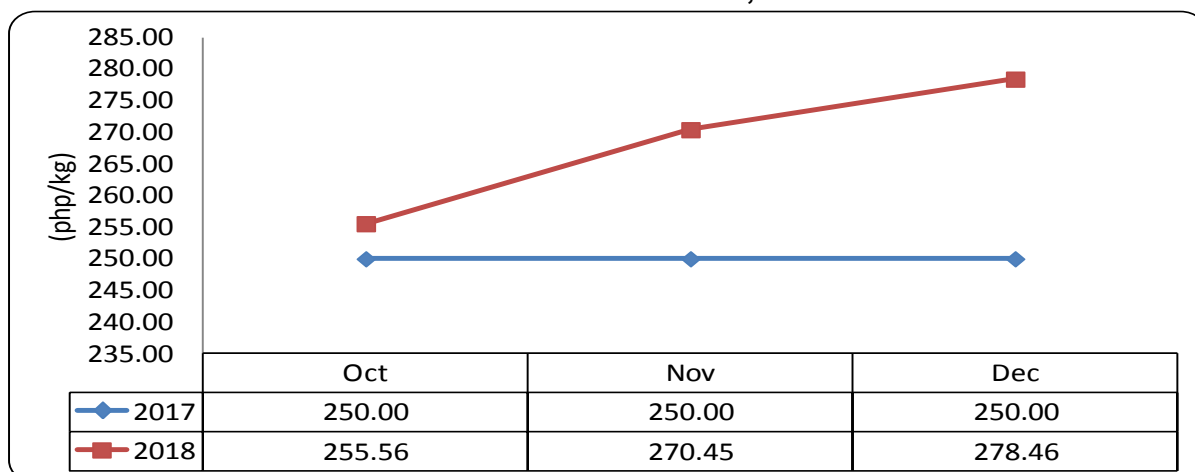


Source: Philippine Statistics Authority, *Retail Prices Survey*

More expensive chicken native (fully dressed) in the fourth quarter of 2018

The monthly average retail price of chicken native (fully dressed) was more expensive from October to December 2018 than during the same months in 2017. The retail price of chicken native (fully dressed) was posted at P255.56/kg in October 2018, P270.45/kg in November 2018, and P278.46/kg in December 2018.

Figure 8. Monthly Average Retail Price of Chicken Native (Fully Dressed), Camarines Sur: October- December, 2017 and 2018




Source: Philippine Statistics Authority, *Retail Prices Survey*


Slight increase in the monthly average retail price of chicken egg in the last quarter of 2018

The monthly average retail price of chicken egg slightly increased from October to December 2018. The average retail price of chicken egg was posted at P5.34/pc from October to December 2018. This was higher than the average retail price of P5.32/pc during the same months in 2017.

Figure 9. Monthly Average Retail Price of Chicken Egg, Camarines Sur: October- December, 2017 and 2018



Source: Philippine Statistics Authority, *Retail Prices Survey*


CLEMENTE S. MANAOG
 Chief Statistical Specialist