

# SPECIAL RELEASE

## FARMGATE PRICE OF AGRICULTURAL COMMODITIES IN CAMARINES SUR FOURTH QUARTER OF 2018

Date of Release: January 30, 2019

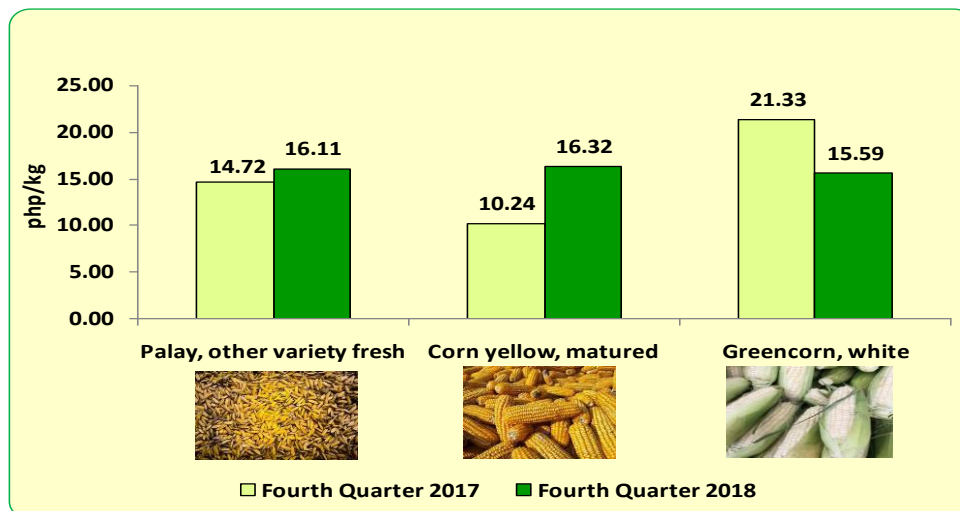
Reference No. 2019- 003



### Higher farmgate price of palay and corn yellow in the fourth quarter of 2018

The average farmgate price of palay, other variety fresh and corn yellow, matured increased during the fourth quarter of 2018. The average farmgate price of palay, other variety fresh, increased from P14.72/kg to P16.11/kg this quarter. Similarly, the average farmgate price of corn yellow, matured, increased from P10.24/kg to P16.32/kg. However, the average farmgate price of greencorn, white, decreased from P21.33/kg in the fourth quarter of 2017 to P15.59/kg in the same quarter of 2018.

Figure 1. Quarterly Average Farmgate Prices of Cereals, Camarines Sur:  
Fourth Quarter, 2017 and 2018



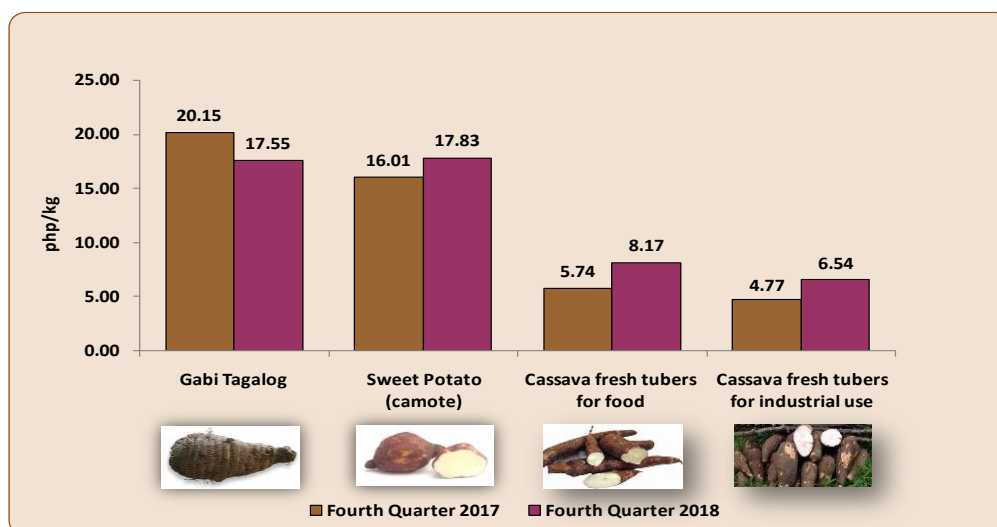
Source: Philippine Statistics Authority, *Farm Prices Survey*

The **Farm Prices Survey (FPS)** is a national survey that gathers data on farmgate or producers' prices received by the farmers for their produce. Data are gathered every month from farmers/ producers/ raisers. **Farmgate price** is the farmers' selling prices for their produce at the first point of sale excluding any separately billed transport or delivery charge.

## More expensive sweet potato and cassava fresh tubers for food and industrial use this quarter

The average farmgate price of sweet potato and cassava fresh tubers for food and industrial use was more expensive this quarter compared with the same quarter of 2017. The average farmgate price of sweet potato increased from P16.01/kg to P17.83/kg this quarter. Likewise, the farmgate price of cassava fresh tubers for food and industrial use went up from the average farmgate price of P5.74/kg of 2017 to P8.17/kg and P4.77/kg to P6.54/kg, respectively. In contrast, the price of gabi tagalog decreased from P20.15/kg to P17.55/kg this quarter.

**Figure 2. Quarterly Average Farmgate Prices of Rootcrops, Camarines Sur: Fourth Quarter, 2017 and 2018**

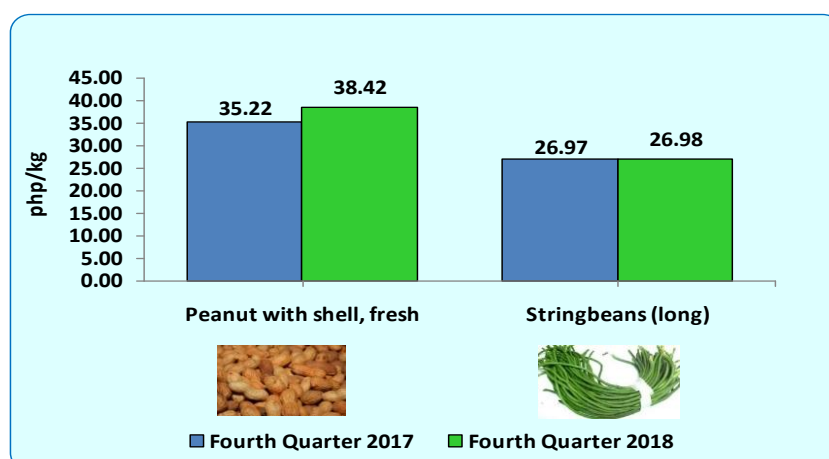


Source: Philippine Statistics Authority, *Farm Prices Survey*

## Higher farmgate price of beans and legumes during the fourth quarter of 2018

Gains in the average farmgate price of beans and legumes were posted during the quarter. The price of peanut with shell, fresh was registered at P38.42/kg, higher by 9.09 percent compared with the same quarter in 2017. Likewise, the average farmgate price of stringbeans (long) was posted at P26.98/kg, slightly higher by 0.04 percent compared with the same period in 2017.

**Figure 3. Quarterly Average Farmgate Prices of Beans and Legumes, Camarines Sur: Fourth Quarter, 2017 and 2018**

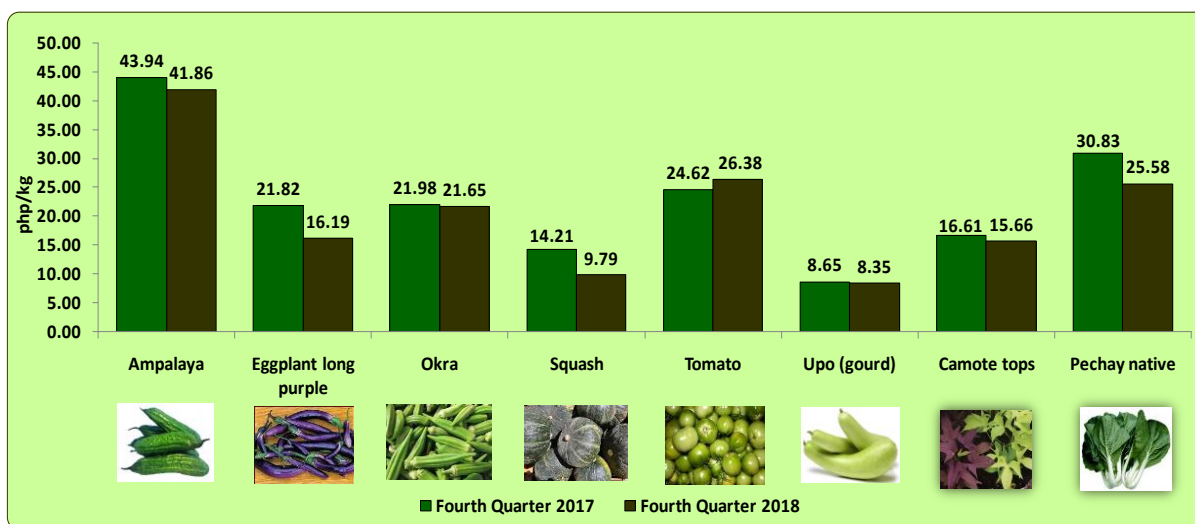


Source: Philippine Statistics Authority, *Farm Prices Survey*

### Most vegetables post lower prices this quarter

Vegetables posted lower prices during the fourth quarter of 2018. The average farmgate price of ampalaya decreased to P41.86/kg, eggplant long purple to P16.19/kg, okra to P21.65/kg, squash to P9.79/kg, gourd (upo) to P8.35/kg, camote tops to P15.66/kg, and pechay native to P25.58/kg. On the other hand, the price of tomato increased to P26.38/kg.

**Figure 4. Quarterly Average Farmgate Prices of Vegetables, Camarines Sur: Fourth Quarter. 2017 and 2018**

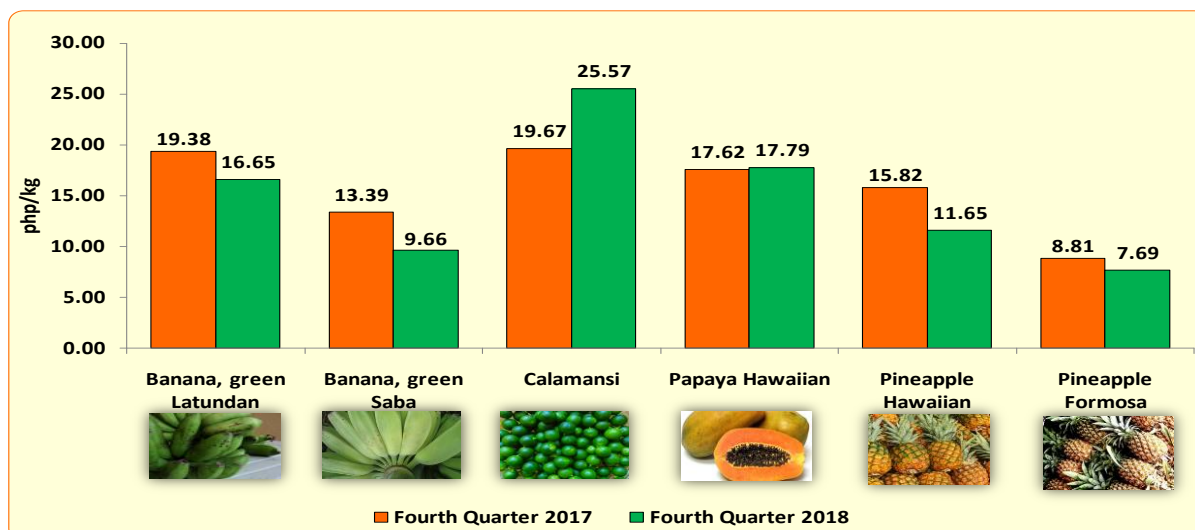


Source: Philippine Statistics Authority, *Farm Prices Survey*

### Decrease in average farmgate price of most fruits

Decrease in the farmgate price of most fruits was observed this period. The average farmgate price of banana, green latundan decreased to P16.65/kg from P19.38/kg. Likewise, the farmgate price of banana, green saba decreased to P9.66/kg from P13.39/kg. Price decrease was also noted for pineapple hawaiian and pineapple Formosa with average farmgate price of P11.65/kg and P7.69/kg, respectively. In contrast, the farmgate price of calamansi increased from P19.67/kg to P25.57/kg this quarter. Similarly, the farmgate price of papaya hawaiian slightly increased from P17.62/kg to P17.79/kg.

**Figure 5. Quarterly Average Farmgate Prices of Fruits, Camarines Sur: Fourth Quarter, 2017 and 2018**

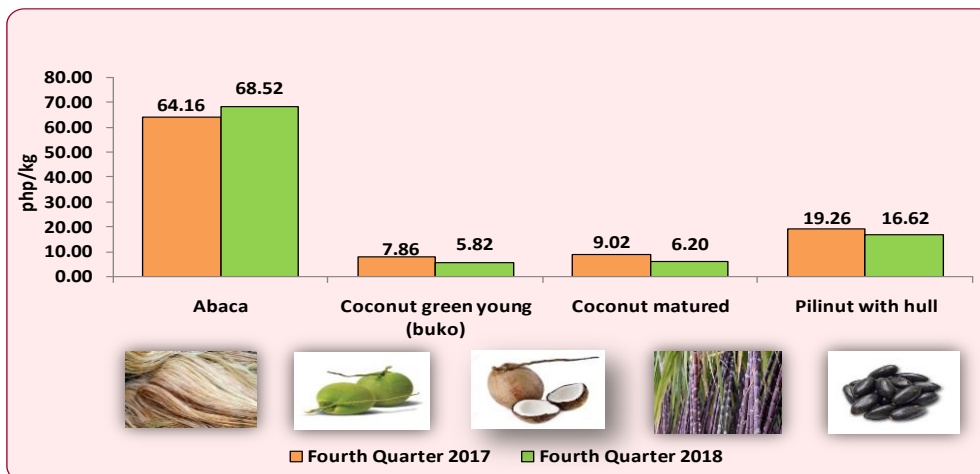


Source: Philippine Statistics Authority, *Farm Prices Survey*

## Lower prices of most industrial crops this quarter

The average farmgate prices of most industrial crops decreased during the quarter. The average farmgate price of coconut green young went down from P7.86/kg to P5.82/kg. The average farmgate price of pilinut with hull also went down from P19.26/kg to P16.62/kg. Similarly, the price of coconut matured decreased from P9.02/kg to P6.20/kg. However, the price of abaca increased during this period.

**Figure 6. Quarterly Average Farmgate Prices of Industrial Crops, Camarines Sur: Fourth Quarter, 2017 and 2018**



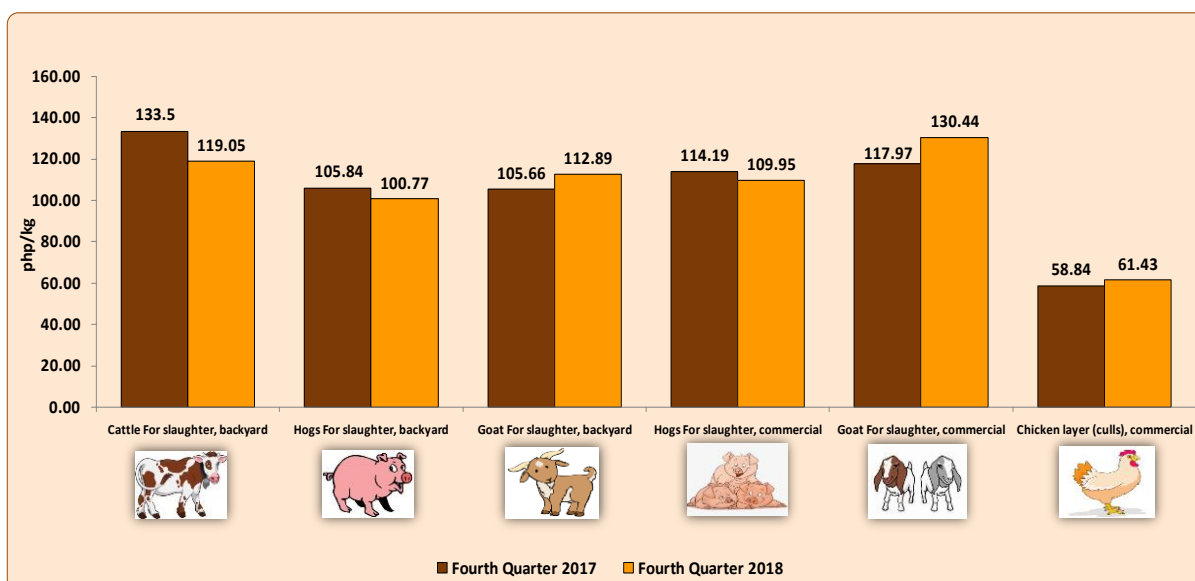
Source: Philippine Statistics Authority, *Farm Prices Survey*

**Industrial crops** are crops that are used as inputs to other industries' final products.

## Varied price of livestock and poultry this quarter

The average farmgate price of goat for slaughter, backyard and commercial and chicken layer (culls), commercial increased during the fourth quarter of 2018. Meanwhile, the average farmgate price of hogs for slaughter backyard and commercial and cattle for slaughter backyard decreased this quarter.

**Figure 7. Quarterly Average Farmgate Prices of Livestock and Poultry, Camarines Sur: Fourth Quarter, 2017 and 2018**



Source: Philippine Statistics Authority, *Farm Prices Survey*

**Livestock** are farm animals kept or raised for consumption, work, or leisure.

**Poultry** is a collective term for all domesticated avian for the purpose of food consumption or the carcass of such avian/dressed processed for human consumption.



CLEMENTE S. MANAOG

Chief Statistical Specialist

PSA Camarines Sur

Tel. No. 871-5673/871-5872

[www.psacamsur.com](http://www.psacamsur.com)

[psa\\_camsur@yahoo.com.ph](mailto:psa_camsur@yahoo.com.ph)