

# SPECIAL RELEASE

## RETAIL PRICE OF CEREALS IN CAMARINES SUR, SECOND QUARTER 2018

Date of Release: November 16, 2018  
Reference No. 2018- 071

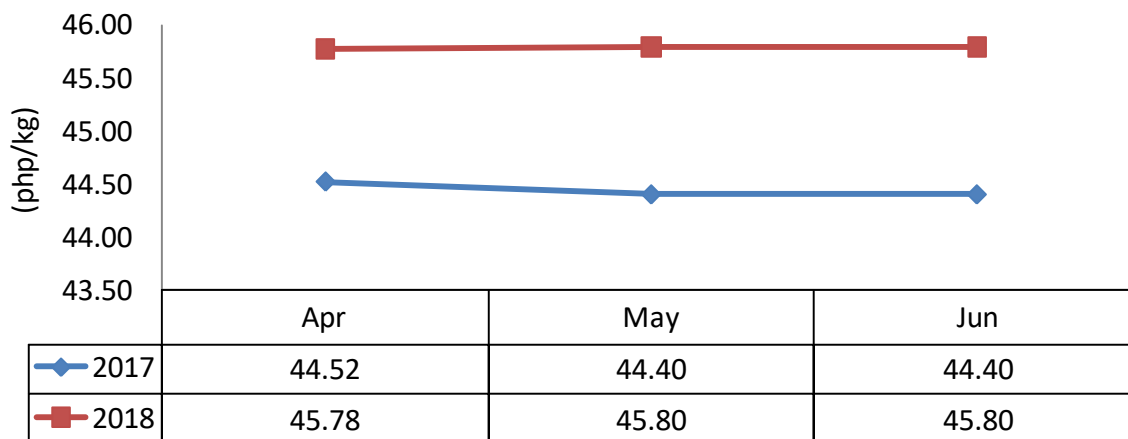


The **Retail Price Survey (RPS)** intends to collect retail prices and other relevant marketing information at various frequencies at pre-selected major trading centers all over the country. **Retail selling price** is the price at which the retailers sell their goods or commodities to consumers in the market. Prices were collected every Monday, Wednesday, and Friday at Naga City People's Mall.

### Monthly average retail price of special rice is more expensive in the second quarter of 2018

The monthly average retail price of special rice was more expensive in the second quarter of 2018. The monthly average retail price of special rice was posted at P45.78/kg in April 2018, 2.83 percent higher than the average retail price during the same month in 2017. In May and June 2018, the monthly average retail price of special rice was posted at P45.80/kg, 3.15 percent higher than the average retail price during the same months in 2017.

**Figure 1. Monthly Average Retail Price of Special Rice, Camarines Sur: April-June 2017 and 2018**

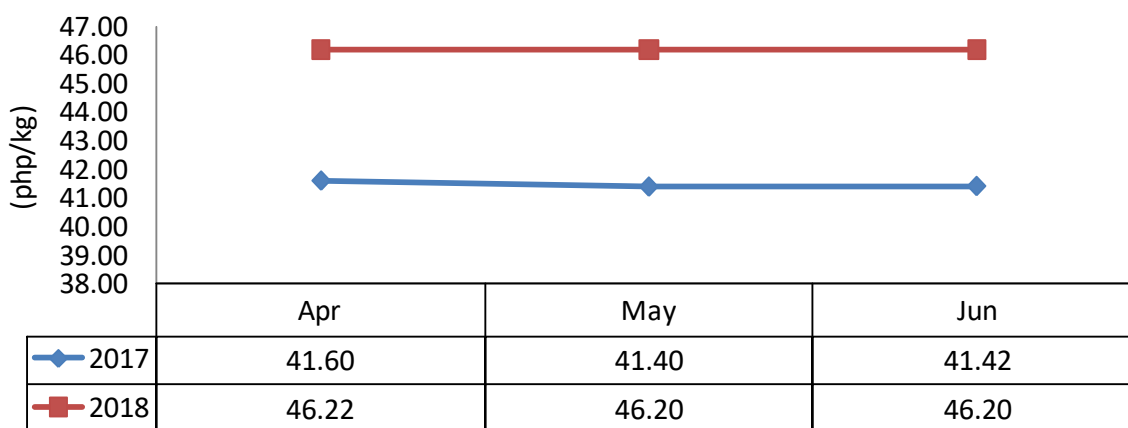


Source: Philippine Statistics Authority, Retail Prices Survey

**The retail price of premium rice is higher in April to June 2018**

The monthly average retail price of premium rice was higher in the second quarter of 2018 compared with the price during the same period in 2017. The monthly average retail price of premium rice was posted at P46.22/kg in April 2018, higher by 11.11 percent compared with the price during the same month in 2017. Likewise, the average retail price was higher by 11.59 percent and 11.54 percent in May and June 2018, respectively.

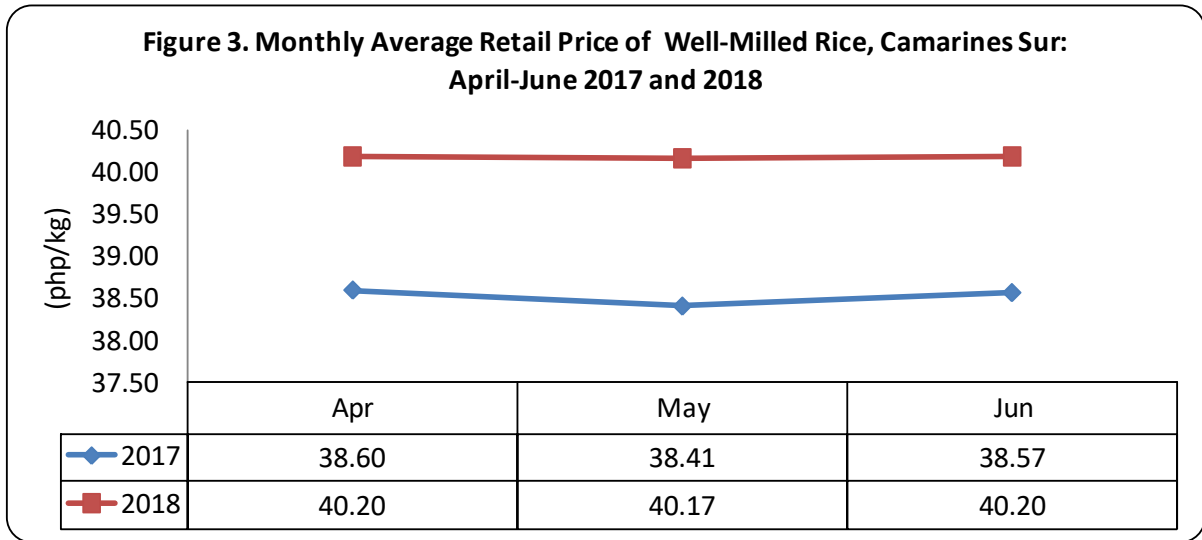
**Figure 2. Monthly Average Retail Price of Premium Rice, Camarines Sur: April-June 2017 and 2018**



Source: Philippine Statistics Authority, Retail Prices Survey

**The monthly average retail price of well-milled rice increases in the second quarter of 2018**

The monthly average retail price of well-milled rice increased in the second quarter 2018 compared to that in 2017. The monthly average retail price was posted at P40.20/kg in April 2018, higher by 4.15 percent than the same period in 2017. In May and June 2018, the price was registered at P40.17/kg and P40.20/kg. This was 4.58 percent and 4.23 percent higher than the average retail price during the same months in 2017.

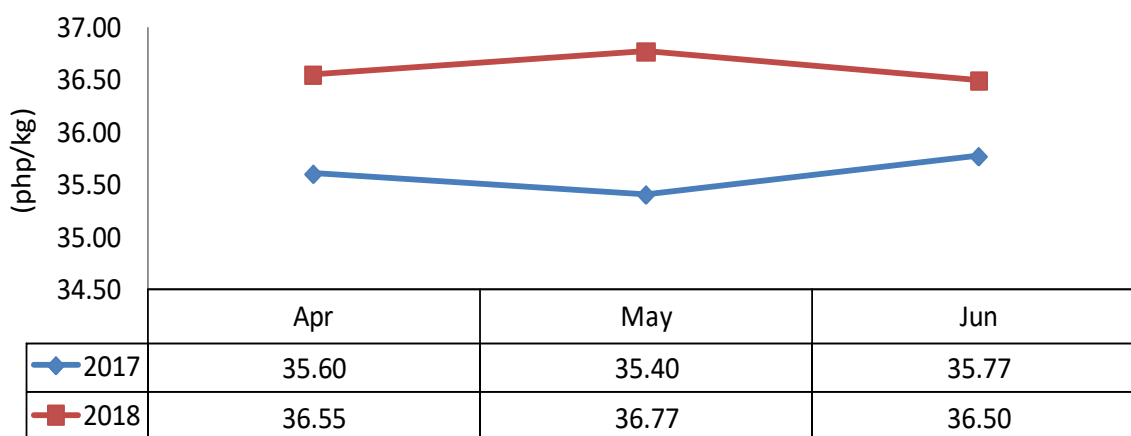


Source: Philippine Statistics Authority, Retail Prices Survey

**The monthly average retail price of regular-milled rice moves up in 2018**

The monthly average retail price of regular-milled rice was higher in the second quarter of 2018 than in the same quarter of 2017. The average retail price in April 2018 was observed at P36.55/kg, 2.67 percent higher than in April 2018. In May 2018, the average retail price was posted at P36.77kg, higher by 3.87 percent than in the same month in 2017. Similarly, the average retail price of regular- milled rice increased by 2.04 percent in June 2018 compared with the same period in 2017.

**Figure 4. Monthly Average Retail Price of Regular-Milled Rice, Camarines Sur:  
April-June 2017 and 2018**

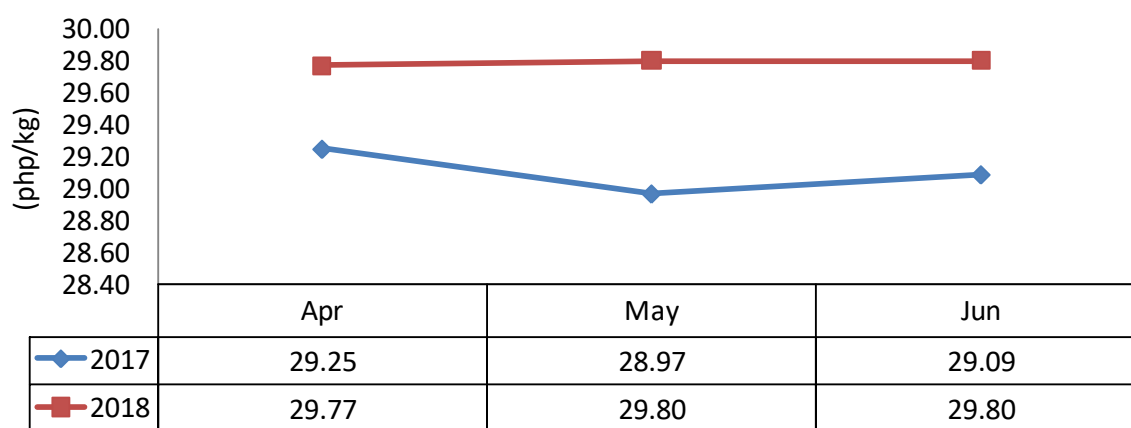


Source: Philippine Statistics Authority, Retail Prices Survey

**More expensive corn grits in April to June 2018**

The monthly average retail price of corn grits was more expensive in April to June 2018 than in 2017. The retail price of corn grits was posted at P29.77/kg in April 2018, higher by 1.78 percent than in April 2017. Likewise, the month average retail price was higher in May and June 2018 compared with the same months in 2017.

**Figure 5. Monthly Average Retail Price of Rice, Corn Grits, Camarines Sur:  
April-June 2017 and 2018**



Source: Philippine Statistics Authority, Retail Prices Survey

  
**CLEMENTE S. MANAOG**  
 Chief Statistical Specialist  
 PSA Camarines Sur  
 Tel. No. 871-5673/871-5872  
 www.psacamsur.com  
 psa\_camsur@yahoo.com.ph