

# SPECIAL RELEASE

## FARMGATE PRICE OF AGRICULTURAL COMMODITIES IN CAMARINES SUR SECOND QUARTER OF 2018

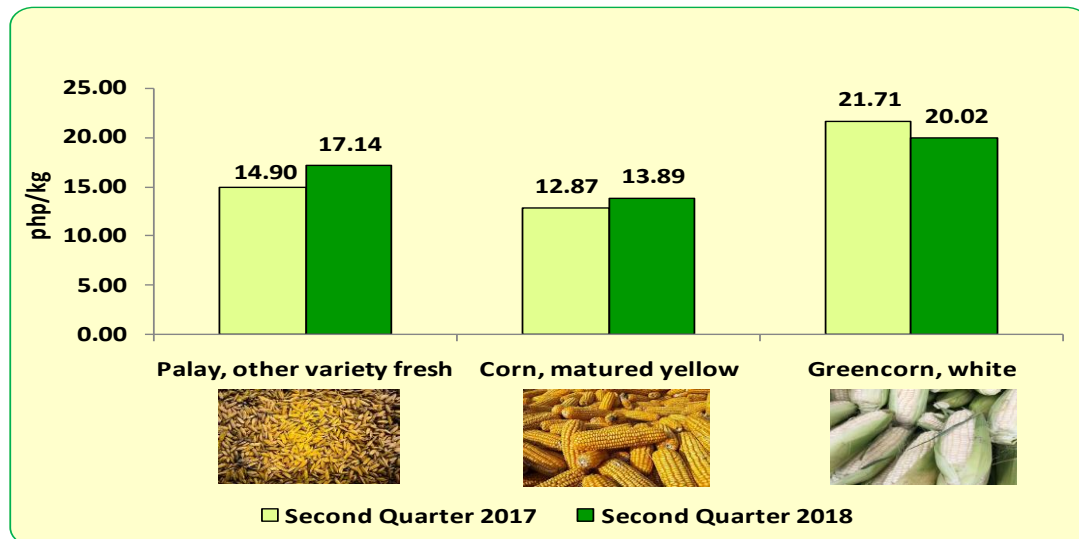
Date of Release: November 16, 2018  
Reference No. 2018- 072



### Farmgate price of palay increases in the second quarter of 2018

Gain in the average farmgate price of palay, other variety fresh was noted during the second quarter of 2018. The average farmgate price of palay, other variety fresh, increased from P14.90/kg to P17.14/kg this quarter. Similarly, the average farmgate price of corn, yellow matured, increased from P12.87/kg to P13.89/kg. However, the average farmgate price of greencorn, white, decreased from P21.71/kg in the second quarter of 2017 to P20.02/kg in the same quarter of 2018.

Figure 1. Quarterly Average Farmgate Prices of Cereals, Camarines Sur:  
Second Quarter, 2017 and 2018



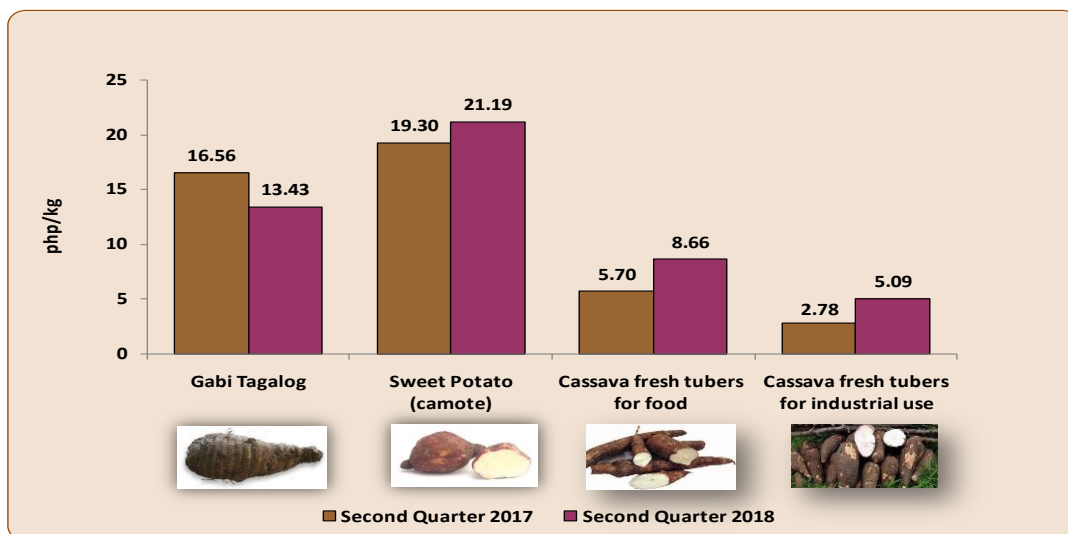
Source: Philippine Statistics Authority, *Farm Prices Survey*

The **Farm Prices Survey (FPS)** is a national survey that gathers data on farmgate or producers' prices received by the farmers for their produce. Data are gathered every month from farmers/ producers/ raisers. **Farmgate price** is the farmers' selling prices for their produce at the first point of sale excluding any separately billed transport or delivery charge.

**Higher average farmgate price of most rootcrops this quarter**

The average farmgate price of most rootcrops went up during the second quarter of 2018. The average farmgate price of sweet potato increased from P19.30/kg to P21.19/kg this quarter. Likewise, the average farmgate price of cassava fresh tubers for food went up from second quarter last year's price of P5.70/kg to P8.66/kg this quarter. Likewise, the average farmgate price of cassava fresh tubers for industrial use increased from P2.78/kg to P5.09/kg. In contrast, the price of gabi tagalog decreased from P16.56/kg to P13.43/kg this quarter.

**Figure 2. Quarterly Average Farmgate Prices of Rootcrops, Camarines Sur: Second Quarter, 2017 and 2018**

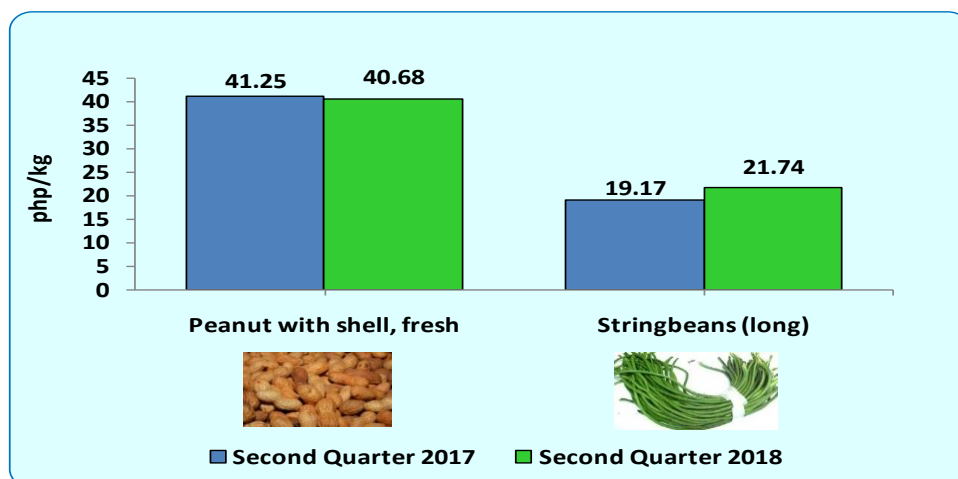


Source: Philippine Statistics Authority, Farm Prices Survey

**Increase in the farmgate price of stringbeans(long) during the quarter**

Gain in the average farmgate price of stringbeans(long) was posted during the quarter. The price of stringbeans(long) was registered at P21.74/kg, higher by 13.41 percent compared with the same quarter in 2017. However, the average farmgate price of peanut with shell, fresh was posted at P40.68/kg, lower by 1.38 percent compared with the same period in 2017.

**Figure 3. Quarterly Average Farmgate Prices of Beans and Legumes, Camarines Sur: Second Quarter, 2017 and 2018**

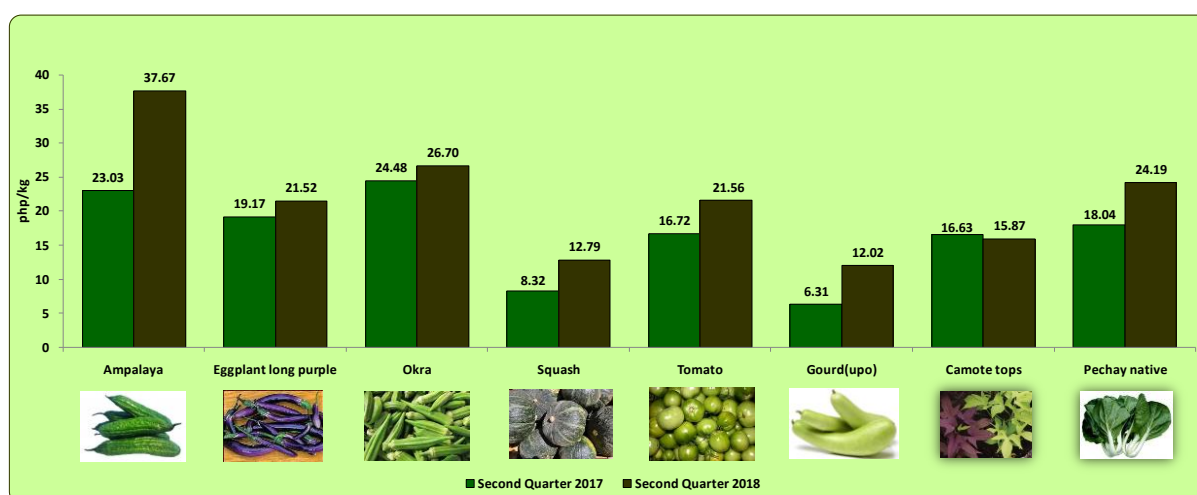


Source: Philippine Statistics Authority, Farm Prices Survey

## Most vegetables post higher prices this quarter

Vegetables posted higher prices during the second quarter of 2018. The average farmgate price of ampalaya increased to P37.67/kg, eggplant long purple to P21.52/kg, okra to P26.70/kg, squash to P12.79/kg, tomato to P21.56/kg, gourd(upo) to P12.02/kg, and pechay native to P24.19/kg. On the other hand, the price of camote tops decreased to P15.87/kg.

**Figure 4. Quarterly Average Farmgate Prices of Vegetables, Camarines Sur: Second Quarter, 2017 and 2018**

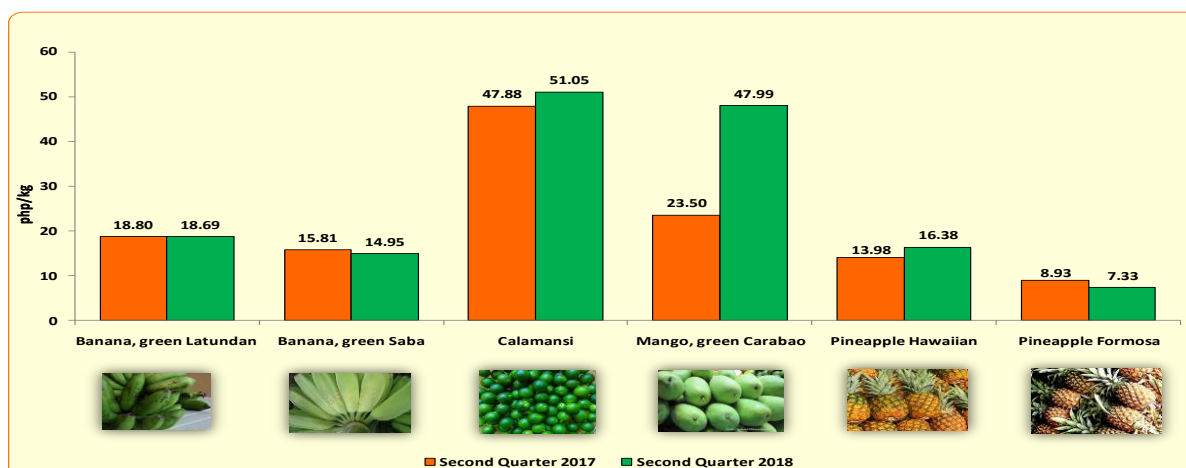


Source: Philippine Statistics Authority, *Farm Prices Survey*

## Varied price movements for fruits

Fruits registered varied price movements this quarter. The average farmgate price of banana, green latundan decreased to P18.69/kg from P18.80/kg. Likewise, the farmgate price of banana, green saba decreased from P15.81/kg to P14.95/kg this quarter. Price decrease was also noted for pineapple formosa. The price of calamansi went up to P51.05/kg from P47.88/kg. Similarly, mango, green carabao increased to P47.99/kg from P23.50/kg. The farmgate price of pineapple hawaiian also increased from P13.98/kg to P16.38/kg.

**Figure 5. Quarterly Average Farmgate Prices of Fruits, Camarines Sur: Second Quarter, 2017 and 2018**

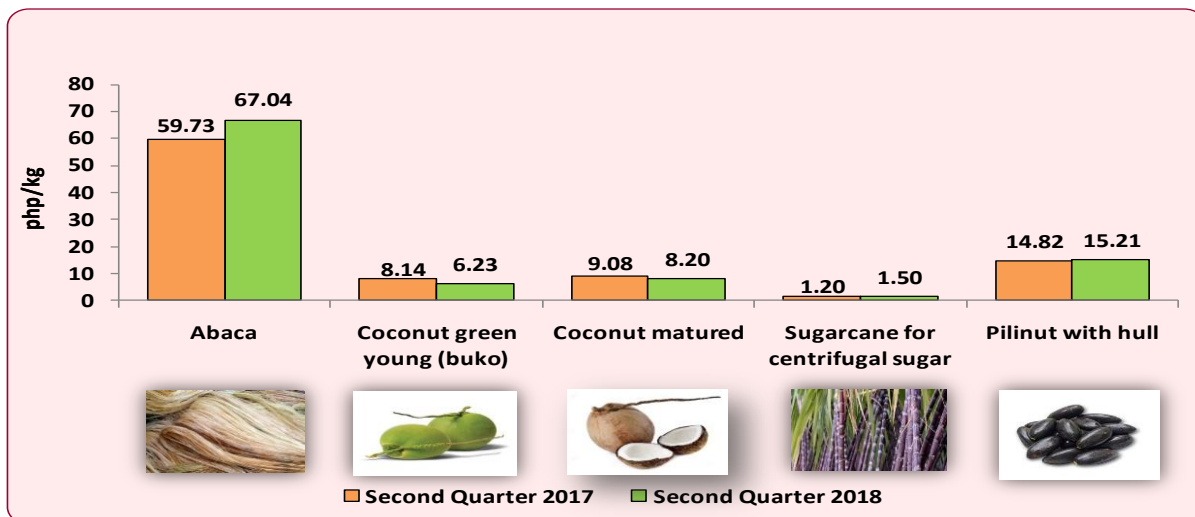


Source: Philippine Statistics Authority, *Farm Prices Survey*

## Higher prices of most industrial crops this quarter

The price of most industrial crops increased during the quarter. The average farmgate price of abaca went up from P59.73/kg to P67.04/kg. Sugarcane centrifugal also posted an increase during the second quarter of 2018 compared with the same quarter in 2017 from P1.20/kg to P1.50/kg. Similarly, the price of pilinut with hull moved up from P14.82/kg to P15.21/kg. However, the price of coconut young green and coconut matured decreased during this period.

**Figure 6. Quarterly Average Farmgate Prices of Industrial Crops, Camarines Sur: Second Quarter, 2017 and 2018**



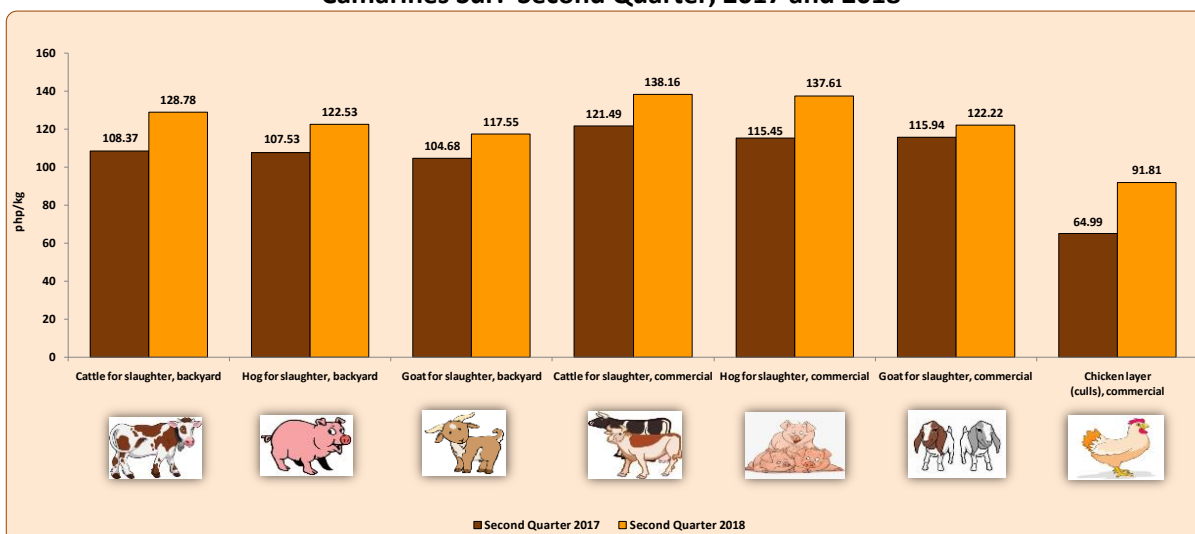
Source: Philippine Statistics Authority, *Farm Prices Survey*

**Industrial crops** are crops that are used as inputs to other industries' final products.

## Higher price of livestock and poultry this quarter

The average farmgate price of livestock and poultry increased during the second quarter of 2018. The price of hogs for slaughter backyard and commercial, goat for slaughter backyard and commercial, cattle for slaughter backyard and commercial, and chicken layer (culls) commercial increased this quarter.

**Figure 7. Quarterly Average Farmgate Prices of Livestock and Poultry, Camarines Sur: Second Quarter, 2017 and 2018**



Source: Philippine Statistics Authority, *Farm Prices Survey*

**Livestock** are farm animals kept or raised for consumption, work, or leisure.

**Poultry** is a collective term for all domesticated avian for the purpose of food consumption or the carcass of such avian/dressed processed for human consumption.



CLEMENTE S. MANAOG

Chief Statistical Specialist

PSA Camarines Sur

Tel. No. 871-5673/871-5872

[www.psacamsur.com](http://www.psacamsur.com)

[psa\\_camsur@yahoo.com.ph](mailto:psa_camsur@yahoo.com.ph)